

# ETM VALVE CO.,LTD.

Europe Technology Manufacturer



PLUG VALVES  
BALL VALVES  
GATE VALVES  
GLOBE VALVES  
CHECK VALVES  
BELLOWS SEAL VALVES

**ASME INDUSTRIAL VALVE**

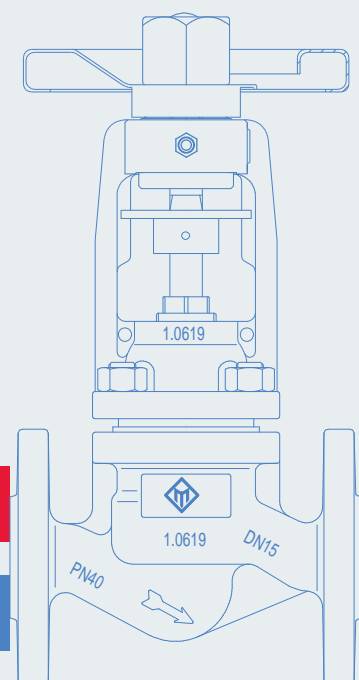
**DIN INDUSTRIAL VALVE**

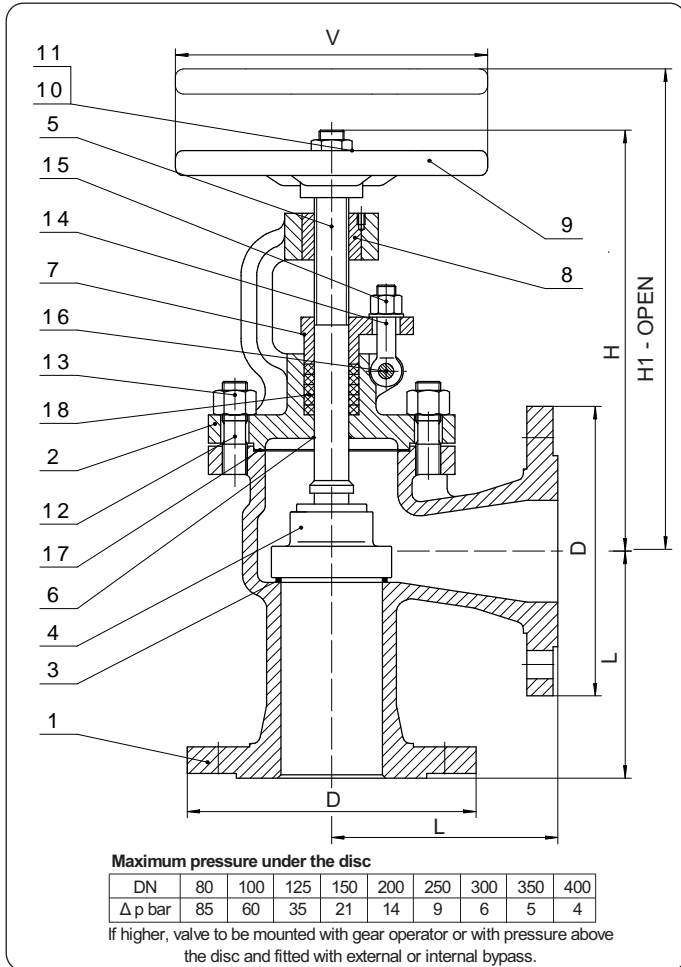
**ETM VALVE CO.,LTD.**

Add: Oubei town, Yongjia county, WenZhou City, ZheJiang province, China, 325102

Phone: +86 577 6795 3935 Fax: +86 577 6798 3935

E-mail: [info@etmvalve.com](mailto:info@etmvalve.com) - <http://www.etmvalve.com>





*standard features*

- Description** BOLTED BONNET  
OUTSIDE SCREW AND YOKE  
RISING STEM  
RISING HANDWHEEL  
LOOSE DISC
- Design** DIN 3356
- Face to face** DIN 3202
- Flanges** DIN 2501  
DIN 2547  
DIN 2526 FORM E  
BW TO DIN 3239
- Testing** DIN 3352 Part 1  
DIN 3230 Part 3
- Rating** DIN 2401
- Marking** EN 19  
CE - PED
- Certificates** EN 10204 – 3.1 B

PART NAME		MATERIAL	
1	Body	1.0619	1.4581
2	Bonnet	1.0619	1.4581
3	Seat surface	X20Cr13(1) overlay	X5CrNiMo17-12-2 (1)
4	Disc seat surface	X20Cr13 (1)	X5CrNiMo17-12-2 (1)
5	Stem	X20Cr13 (2)	X5CrNiMo17-12-2 (2)
6	Back seat (integral)	1.0619 (B)	1.4581
7	Gland	1.0460	X5CrNiMo17-12-2
8	Yoke sleeve	MS58 (3)	MS58 (3)
9	Handwheel	Steel	Steel
10	Plate	1.0460	1.0460
11	Handwheel nut	1.0460	X5CrNiMo17-12-2
12	Bolts	CK35	A2-70
13	Nuts	C35	A2-70
14	Eye bolts	CK35	A2-70
15	Nuts	C35	A2-70
16	Eye bolt pin	CK35	A2-70
17	Gasket	S. S. reinforced graphite (4)	S. S. reinforced graphite
18	Packing	Graphite rings & wiper rings (4)	Graphite rings & wiper rings (4)

(1) On request: faced with Stellite® - Monel® - Hastelloy® - other materials

(2) On request: 17 Cr - Monel® - Hastelloy® - other materials

(3) On request: GGG50

(4) On request: PTFE - other materials

All data, subject to technical changes, are only for information and not for official use.

ISO 9001-2008  
CERTIFIED





**FIG.S.140 ANGLE GLOBE VALVES DIN PN16 - Face to Face F32**

SIZE DN	15	20	25	32	40	50	65	80	100	125	150	200	250	300	350	400
L RF	90	95	100	105	115	125	145	155	175	200	225	275	325	375	425	475
D	95	105	115	140	150	165	185	200	220	250	285	340	405	460	520	580
V	140	140	160	160	180	180	200	250	300	350	400	500	500	500	600	600
H	180	190	220	225	252	263	290	330	350	420	455	550	665	800	960	1060
H1	190	202	236	241	272	287	315	360	385	465	505	630	755	910	1080	1210

**FIG.S.141 ANGLE GLOBE VALVES DIN PN25 - Face to Face F32**

SIZE DN	15	20	25	32	40	50	65	80	100	125	150	200	250	300	350	400
L RF/BW	90	95	100	105	115	125	145	155	175	200	225	275	325	375	425	475
D	95	105	115	140	150	165	185	200	235	270	300	360	425	485	555	620
V	140	140	160	160	180	180	200	250	300	350	400	500	500	500	600	600
H	180	190	220	225	252	263	290	330	350	420	455	550	665	800	960	1060
H1	190	202	236	241	272	287	315	360	385	465	505	630	755	910	1080	1210

**FIG.S.142 ANGLE GLOBE VALVES DIN PN40 - Face to Face F32**

SIZE DN	15	20	25	32	40	50	65	80	100	125	150	200	250	300	350	400
L RF/BW	95	105	115	140	150	165	185	200	235	270	300	360	425	485	555	620
D	95	105	115	140	150	165	185	200	235	270	300	375	450	515	580	660
V	140	140	160	160	180	180	200	250	300	350	400	500	500	500	600	600
H	180	190	220	225	252	263	290	330	350	420	455	550	665	800	960	1060
H1	190	202	236	241	272	287	315	360	385	465	505	630	755	910	1080	1210


*features on request*

- TOP FLANGE TO ISO 5210
- GEAR OPERATOR
- CHAIN WHEEL OPERATOR
- PNEUMATIC ACTUATOR
- HYDRAULIC ACTUATOR
- ELECTRIC ACTUATOR
- POSITION INDICATOR
- LIMIT SWITCHES
- LOCKING / INTERLOCK SYSTEM
- PTFE SOFT SEATS
- STEM PROTECTION / EXTENSION
- REGULATING DISC
- DOUBLE STAGE DISC
- STOP CHECK DISC
- LIVE LOADED PACKING
- DRAIN PLUG
- BW ENDS
- ANSI CONNECTIONS

All dimensions in mm (except where differently indicated)

All data, subject to technical changes, are only for information and not for official use.





**ETM VALVE CO.,LTD.**  
**Europe Technology Manufacturer**

